



■ Vers. F44



■ Vers. F44

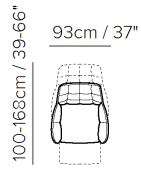


■ Vers. F45

SCHEMATICS



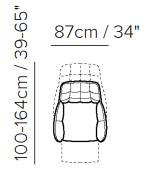
F44



F44










F45



F45

TECHNICAL INFORMATION

	COVERING	Leather <input checked="" type="checkbox"/>	Soft Cover <input checked="" type="checkbox"/>			
	LEGS	Wood <input type="checkbox"/>	Plastic <input type="checkbox"/>	Metal <input checked="" type="checkbox"/>	Upholstered <input type="checkbox"/>	Castors <input type="checkbox"/>
	FILLING	Arms <input type="checkbox"/> Fiber <input checked="" type="checkbox"/> Foam <input type="checkbox"/> Feather/Fiber Mix <input type="checkbox"/> Feather	Seat cushion <input type="checkbox"/> Fiber <input checked="" type="checkbox"/> Foam <input type="checkbox"/> Feather/Fiber Mix <input type="checkbox"/> Feather	Back cushion <input type="checkbox"/> Fiber <input checked="" type="checkbox"/> Foam <input type="checkbox"/> Feather/Fiber Mix <input type="checkbox"/> Feather		
	COMFORT	Standard Comfort <input checked="" type="checkbox"/>	Firm Comfort <input type="checkbox"/>			
	FUNCTION	Bed <input type="checkbox"/>	Electric motion <input type="checkbox"/>	Motion <input type="checkbox"/>	Recliner <input type="checkbox"/>	Sliding <input type="checkbox"/>
	OPTIONS	Nails <input type="checkbox"/>	Contrast Stitching <input type="checkbox"/>	Removable <input type="checkbox"/>		
	WRINKLES & VISUAL APPEARANCE	Low <input type="checkbox"/>	Medium <input checked="" type="checkbox"/>	High <input type="checkbox"/>		

WRINKLES & VISUAL APPEARANCE

Due to a combination of the elasticity of the covering, the nature of the interior construction and the design for comfortability of the product, the model may exhibit differing levels of wrinkles.



The models need to be dressed on a regular basis to maintain their appearance and the wrinkles should not be considered as a manufacturing defect, but a natural characteristic of the product.

NOTES

- Available in leather (TG only) or fabric.
- Available in two different sizes: King size (version F44) and Queen size (F45). Compared to the queen version, the king version is taller and wider.
- A battery pack can be ordered with its own version 830. For order entry please use cat.10 with cover code LIB. The battery pack has to be connected to the back of the chair by removing the power supply cable. It is strongly recommended to order one battery bank per motion seat in order to guarantee a long life.
- Smart touch buttons to activate power reclining functions positioned on the inner side of both arms.
- The Home button is available on the switch that close the footrest and it is identified with a black triangle symbol.
- While in seating position: buttons on the right side activate the recliner/footrest and buttons on the left side activate the backrest.
- Tight Seat Cushion (the seat cushions of the models are fixed to the frame)
- Tight Back Cushion (the back cushions of the models are fixed to the frame)
- No Leather Side (the sectional pieces have the side covered with lining and not leather)

NOTES

- Wood/Metal Frame
- Without Feet Assembled (the feet will be in a bag inside the package)
- Cardboard Wrap
- Metal plate in one finishing only (matte black).
- Feet height 10,0 cm